


 SUMITOMO ELECTRIC

SumiTurn T-REX



***SumiTurn T-REX System featuring
55° triangle inserts***



SumiTurn T-REX System

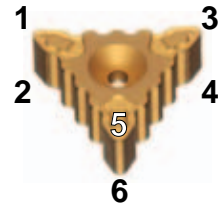
Features & Benefits

- 55° triangle insert
- 6 cutting edges versus the standard 4 edges of a DNMG insert
- Rigid clamping system ensures accurate insert indexing
- Up to 2.5mm (0.100") depth of cut
- Available in the -LU and -GU chipbreakers with grades AC700G, AC2000 and AC3000

SumiTurn T-REX



55° DNMG



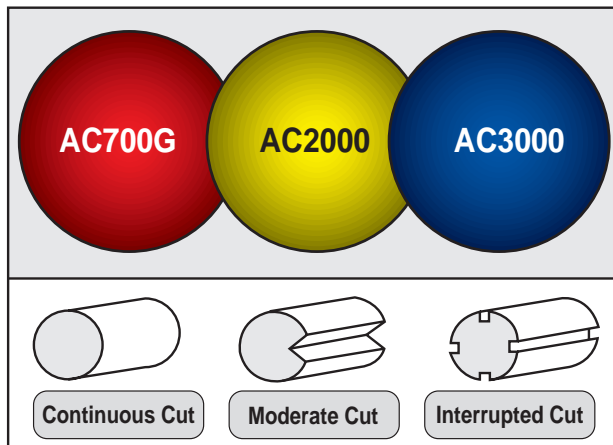
55° T-REX

Replace your costly DNMG applications with the economical T-REX System!

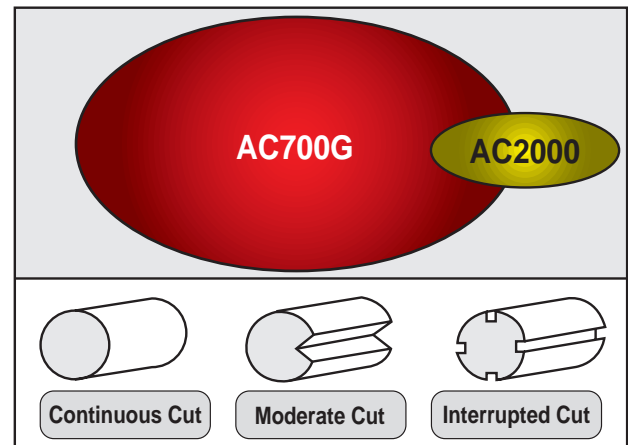
Grade Selection

Grade	Speed (SFM)		
	Steels	Stainless Steels	Gray Cast Irons
AC700G	700 - 1200	500 - 800	600 - 1200
AC2000	600 - 800	400 - 700	400 - 1000
AC3000	300 - 700	300 - 600	-

Steels and Stainless Steels



Gray and Ductile Cast Irons



Chipbreaker Selection

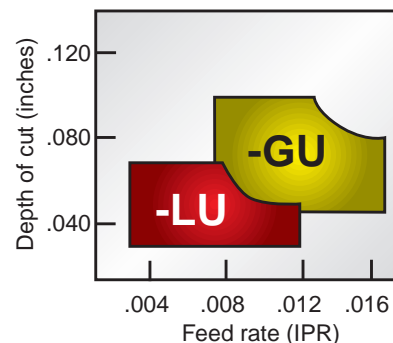
Grade	Applications
-LU	Finish to medium cutting
-GU	General purpose cutting



-LU



-GU



SumiTurn T-REX System

T-REX Toolholders

DTR Series

Sumitomo Cat. No.		Dimensions (Inch)					
Right Hand	Left Hand	A	B	C	E	F	H
DTR55CR123B	DTR55CL123B	0.750	0.750	4.500	1.375	1.000	0.750
DTR55CR163D	DTR55CL163D	1.000	1.000	6.000	1.375	1.250	1.000

Hardware						
Clamp	Spring	Clamp Screw	Shim	Shim Screw	Wrench	Torx Wrench
TRCP3	SSP420	BX0520	TRW5505	BFTX0307N	TSW040	TRX10

Torque specifications for BX0520 clamp screw = 31-39 inch/lbs.

T-REX Boring Bars

A-DTR Series

Sumitomo Cat. No.		Dimensions (Inch)					
Right Hand	Left Hand	D	C	F	H	K	Min. Bore
A20DTR55CR3	A20DTR55CL3	1.250	10.000	0.875	0.309	-12°	1.750
A24DTR55CR3	A24DTR55CL3	1.500	12.000	1.000	0.309	-10°	2.000

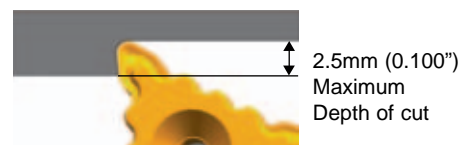
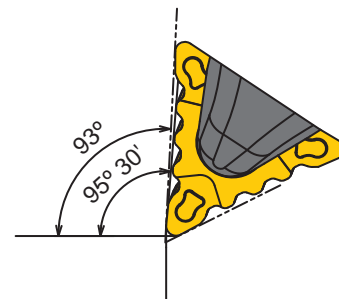
Hardware						
Clamp	Spring	Clamp Screw	Shim	Shim Screw	Wrench	Torx Wrench
TRCP3	SSP420	BX0520	TRW5505	BFTX0307N	TSW040	TRX10

Torque specifications for BX0520 clamp screw = 31-39 inch/lbs.

T-REX Inserts

-LU Finishing	Coated			Dimensions (Inch)		
	AC700G	AC2000	AC3000	Inscribed Circle	Thickness	Radius
Sumitomo Cat. No.	AC700G	AC2000	AC3000	Inscribed Circle	Thickness	Radius
TRM551704LU	•	•	•	0.394	0.197	0.016
TRM551708LU	•	•	•	0.394	0.197	0.031
TRM551712LU	•	•	•	0.394	0.197	0.047

-GU Finishing	Coated			Dimensions (Inch)		
	AC700G	AC2000	AC3000	Inscribed Circle	Thickness	Radius
Sumitomo Cat. No.	AC700G	AC2000	AC3000	Inscribed Circle <th>Thickness</th> <th>Radius</th>	Thickness	Radius
TRM551704GU	•	•	•	0.394	0.197	0.016
TRM551708GU	•	•	•	0.394	0.197	0.031
TRM551712GU	•	•	•	0.394	0.197	0.047





SUMITOMO ELECTRIC

Sumitomo Electric Carbide, Inc.

Headquarters

1001 Business Center Drive
Mount Prospect, IL 60056-2181
P.O. Box 545, Mt. Prospect, IL 60056-0545
Phone: (800) 950-5202
Phone: (847) 635-0044
Fax: (847) 635-7866
<http://www.sumicarbide.com>

Detroit Branch

811 South Blvd. East #210
Rochester Hills, MI 48307
Phone: (800) 239-5177
Phone: (248) 299-9700
Fax: (248) 299-7401

Cincinnati Branch

4450 Carver Woods Drive
Cincinnati, OH 45242-5545
Phone: (800) 879-1887
Phone: (513) 891-4000
Fax: (513) 794-2911



Your first source

